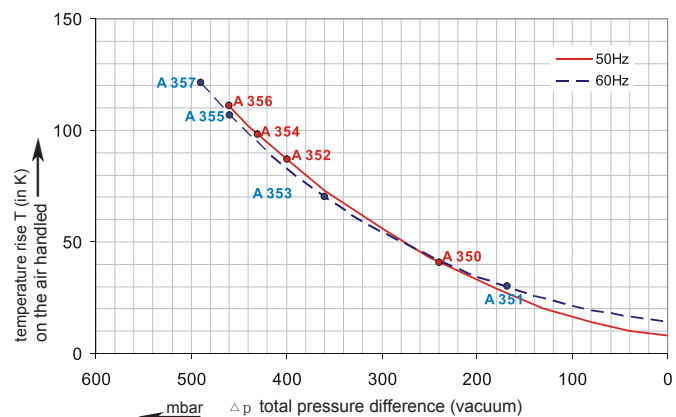
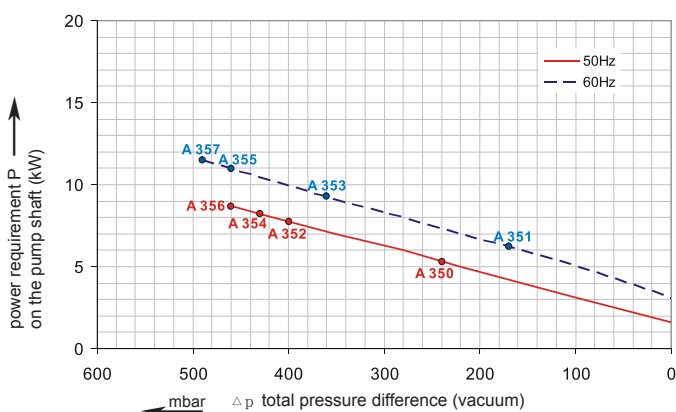
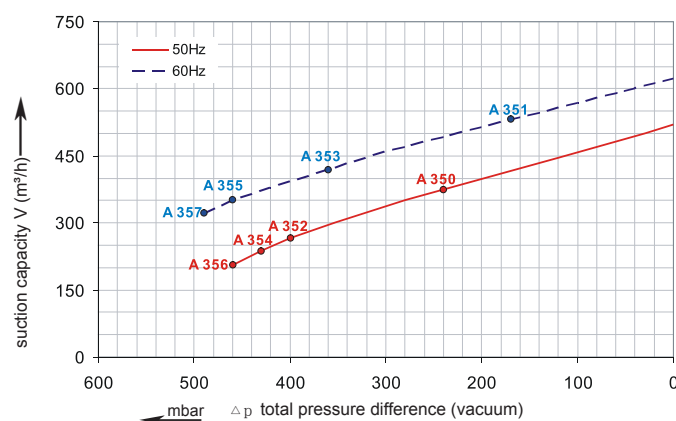
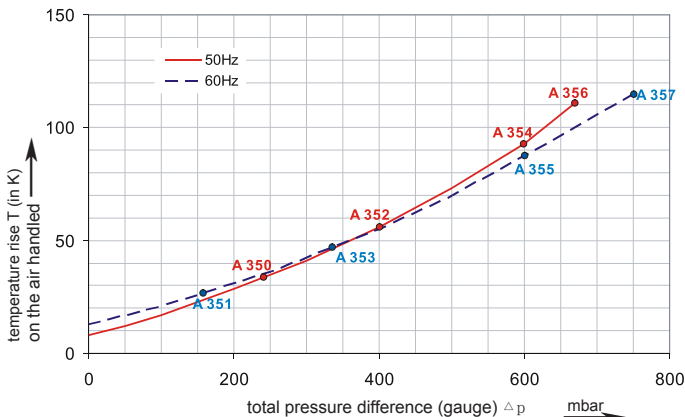
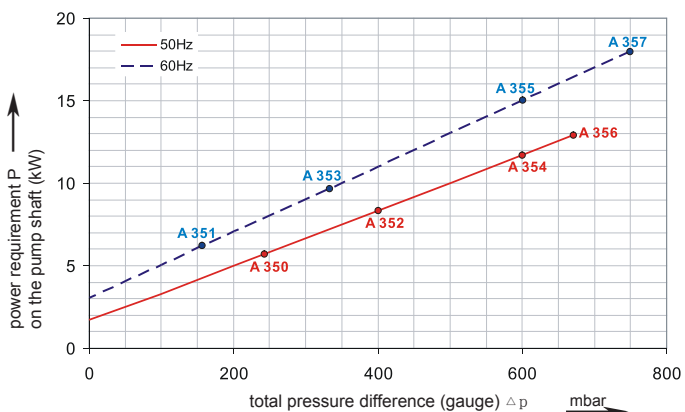
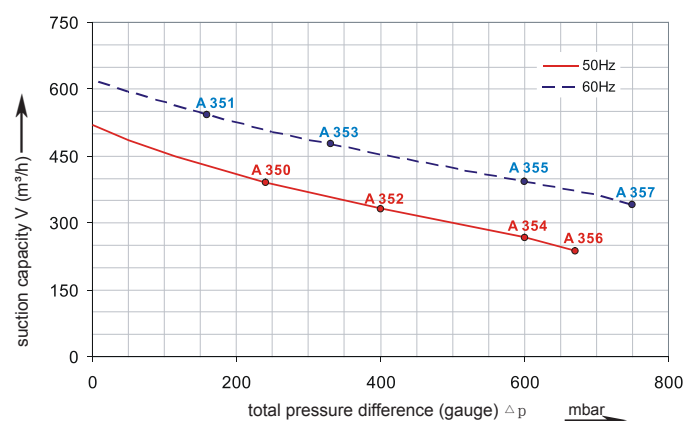


PUMP: ORB 82

Performance Curve for Vacuum



Performance Curve for Compressor




The performance curves are based on air at a temperature of 15 °C and an atmospheric pressure of 1013 mbar with a tolerance of +/- 10 %. The total pressure differences are valid for suction and ambient temperatures up to 25 °C. For other conditions please confer with us.

Each ORB type can be applied both as vacuum pump and compressor in continuous operation over the total stated performance curve range. The motors are available as standard for the input voltage range of 50 and 60 Hz and for protection category IP 55 as well as approved for UL and CSA.

Selection and ordering data

Type ORB 82

Curve No.	Order No.	Fre- quency	Rated power	Input voltage		Input current		Permissible total differential pressure ²⁾		Sound pressure level ³⁾	Weight ca.
		Hz	kW	V		A		Vacuum mbar	Compressor mbar	dB(A)	kg
3~ 50/60 Hz IP55 isolation material class F 1)											
A 350	ORB 82-5.5-3	50	5.5	345D ... 415D	600Y...720Y	13.3D	7.7	-240	240	74	83
A 351	ORB 82-5.5-3	60	6.3	380D ... 480D	660Y...720Y	13.3D	7.7	-170	160	78	83
A 352	ORB 82-7.5-3	50	7.5	345D ... 415D	600Y...720Y	16.7D	9.6	-400	400	74	86
A 353	ORB 82-7.5-3	60	8.6	380D ... 480D	660Y...720Y	17.3D	10.0	-360	330	78	86
A 354	ORB 82-11.0-3	50	11.0	345D ... 415D	600Y...720Y	28.0D	16.2	-430	600	74	104
A 355	ORB 82-11.0-3	60	12.6	380D ... 480D	660Y...720Y	29.0D	16.7	-460	600	78	104
A 356	ORB 82-15.0-3	50	15.0	345D ... 415D	600Y...720Y	32.5D	18.8	-460	670	74	120
A 357	ORB 82-15.0-3	60	17.3	380D ... 480D	660Y...720Y	34.5D	19.9	-490	750	78	120



Other voltage ranges

ORB 82 ☐ ☐

50Hz

60Hz



3~

185...225 V D/320...390 V Y

200...240 V D/345...415 V Y

H 1

200...240 V D/345...415 V Y

200...275 V D/380...480 V Y

H 6

345...415 V D

380...480 V D

H 7

500 V D

575 V D

C 5

Machines according to the ATEX norm 94/4 EG are available for the whole performance range.

Following types available: Category 3 G, 3/2 G, 3 D and 3/2 D.

Further voltage range on request; please quote in plain text.

All ORB achieve the standards and norms of the low voltage directive (LVD)2006/95/EC, rotating electrotechnical motor EN 60034-1-2004, electromagnetic compatibility(EMC)EN55014-1/2,EN61000-2/-3/-4/-6.

1) For standard UL for ELECTRIC MOTOR UL 1004-1.

2) Relief-valve are available for limiting differential pressure.

3) Measuring-surface sound-pressure level acc. to DIN EN 21680, measured at a distance of 1 m. The pump is throttled to an average suction pressure, a hose is connected to the discharge side (compressor) / suction side (vacuum pump), but is not fitted with relief valves.

The motors are designed according to the DIN EN 60 034 / DIN IEC 34-1 and temperature class F.

For the three phase machines the tolerances are +/- 10 % for fixed voltage and +/- 5 % for voltage range.

The single phase machines are designed with a +/- 5 % tolerances. If only 90 % of the maxium allowed pressure will be used for the continuousoperating then the allowed voltage range add to +/- 10 %.

For all single and three phase machines which designed according to the UL and CSA norm (UL 1004-1) the maximum allowed voltage tolerances are - 10 % resp. + 6 %.

The frequency tolerance is maximum +/- 2 %.

Changes in particular the quoted performance curve, datas and weights without prior notice. The figures are without obligations.