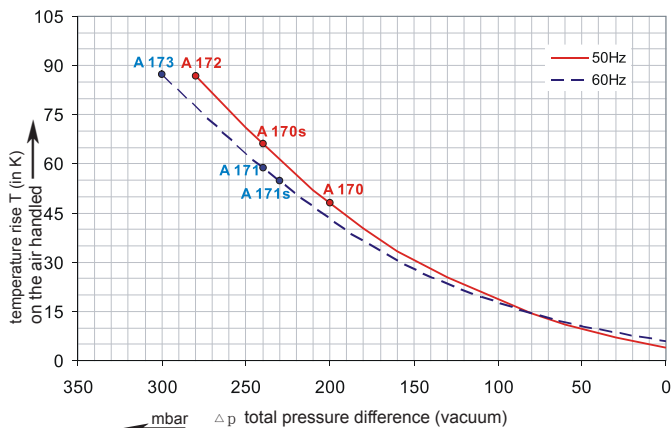
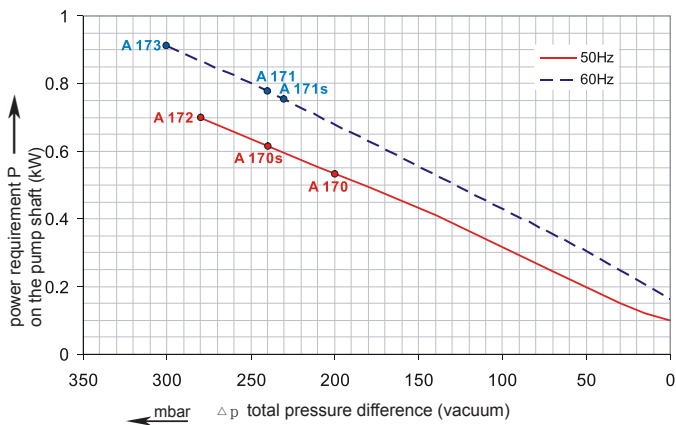
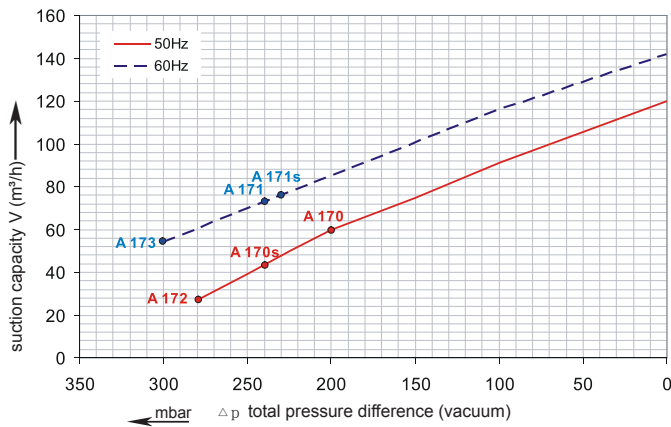
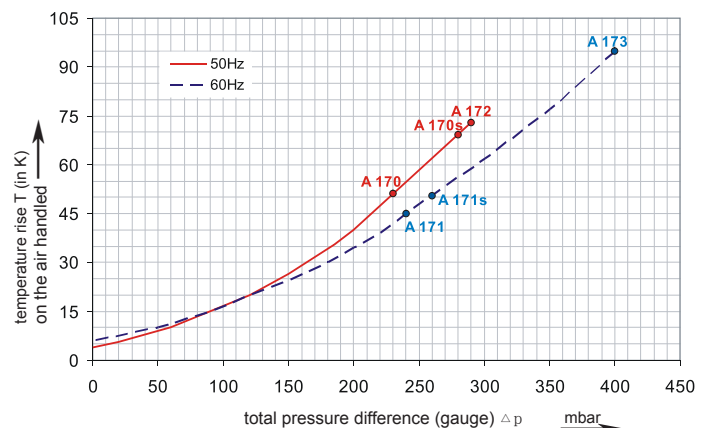
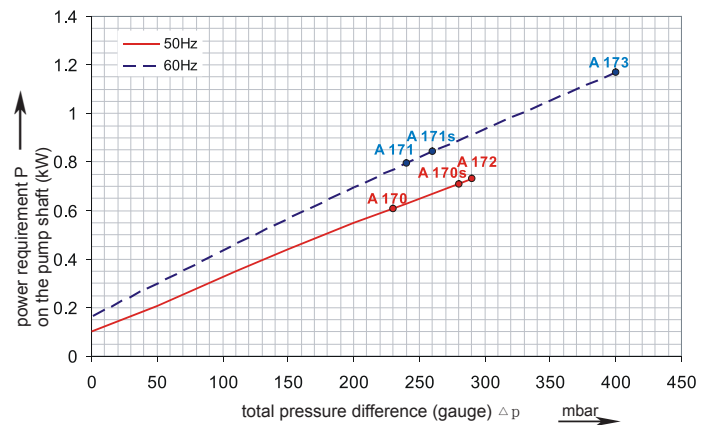
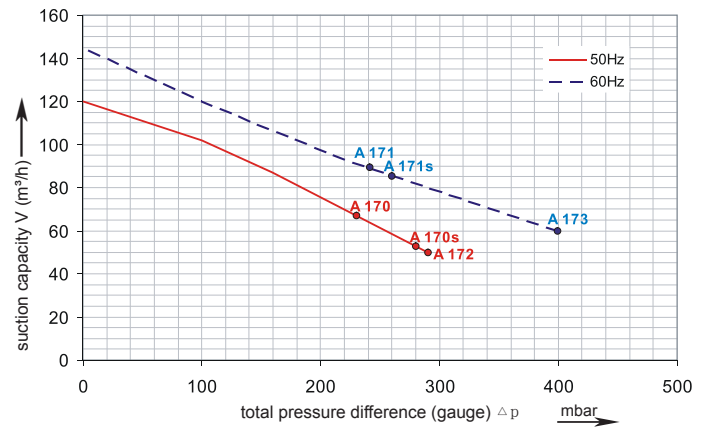


## PUMP: ORB 32

### Performance Curve for Vacuum



### Performance Curve for Compressor



The performance curves are based on air at a temperature of 15 °C and an atmospheric pressure of 1013 mbar with a tolerance of +/- 10 %.  
The total pressure differences are valid for suction and ambient temperatures up to 25 °C.  
For other conditions please confer with us.

Each ORB type can be applied both as vacuum pump and compressor in continuous operation over the total stated performance curve range. The motors are available as standard for the input voltage range of 50 and 60 Hz and for protection category IP 55 as well as approved for UL and CSA.

## Selection and ordering data

### Type ORB 32

Curve No.	Order No.	Fre- quency	Rated power	Input voltage	Input current	Permissible total differential pressure <sup>2)</sup>		Sound pressure level <sup>3)</sup>	Weight ca.
		Hz	kW	V	A	Vacuum mbar	Compressor mbar	dB(A)	kg

#### 3~ 50/60 Hz IP55 isulation material class F 1)

A 170	ORB 32-0.85-3	50	0.85	200D ... 240D	345Y...415Y	4.2D	2.4Y	-200	230	58	17
A 171	ORB 32-0.85-3	60	0.95	220D ... 275D	380Y...480Y	4.0D	2.3Y	-240	240	60	17
A 172	ORB 32-1.3-3	50	1.3	200D ... 240D	345Y...415Y	5.7D	3.3Y	-280	290	58	18
A 173	ORB 32-1.3-3	60	1.5	220D ... 275D	380Y...480Y	6.0D	3.5Y	-300	400	60	18

#### 1~ 50/60 Hz IP55 with attached condenser for continuous operation

A 170s	ORB 32-1.1-1	50	1.1	230		7.3		-240	280	58	17
A 171s	ORB 32-1.1-1	60	1.3	230		8.3		-230	260	60	17



#### Other voltage ranges

ORB 32 ☐ ☐

50Hz

60Hz



3~

185...225 V D/320...390 V Y	200...240 V D/345...415 V Y	H 1
200...240 V D/345...415 V Y	200...275 V D/380...480 V Y	H 6
345...415 V D	380...480 V D	H 1
500 V D	575VD	C 5

Machines according to the ATEX norm 94/4 EG are available for the whole performance range.

Following types available: Category 3 G, 3/2 G, 3 D and 3/2 D.

1~

230V

230V

A 1

Further voltage range on request; please quote in plain text.

All ORB achieve the standards and norms of the low voltage directive (LVD)2006/95/EC, rotating electrotechnical motor EN 60034-1-2004, electromagnetic compatibility(EMC)EN55014-1/2,EN61000-2/-3/-4/-6.

1) For standard UL for ELECTRIC MOTOR UL 1004-1.

2) Relief-valve are available for limiting differential pressure.

3) Measuring-surface sound-pressure level acc. to DIN EN 21680, measured at a distance of 1 m. The pump is throttled to an average suction pressure, a hose is connected to the discharge side (compressor) / suction side (vacuum pump), but is not fitted with relief valves.

The motors are designed according to the DIN EN 60 034 / DIN IEC 34-1 and temperature class F.

For the three phase machines the tolerances are +/- 10 % for fixed voltage and +/- 5 % for voltage range.

The single phase machines are designed with a +/- 5 % tolerances. If only 90 % of the maxium allowed pressure will be used for the continuousoperating then the allowed voltage range add to +/- 10 %.

For all single and three phase machines which designed according to the UL and CSA norm (UL 1004-1) the maximum allowed voltage tolerances are - 10 % resp. + 6 %.

The frequency tolerance is maximum +/- 2 %.

Changes in particular the quoted performance curve, datas and weights without prior notice. The figures are without obligations.