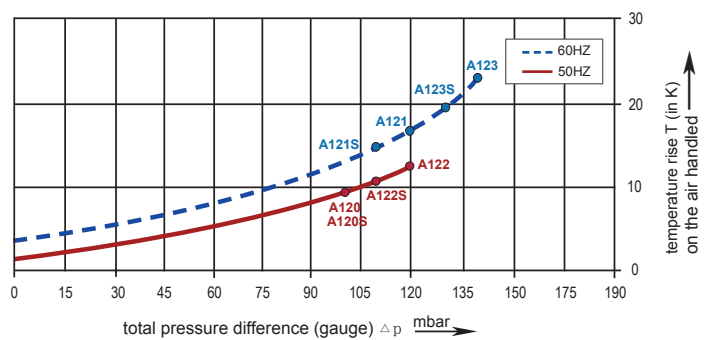
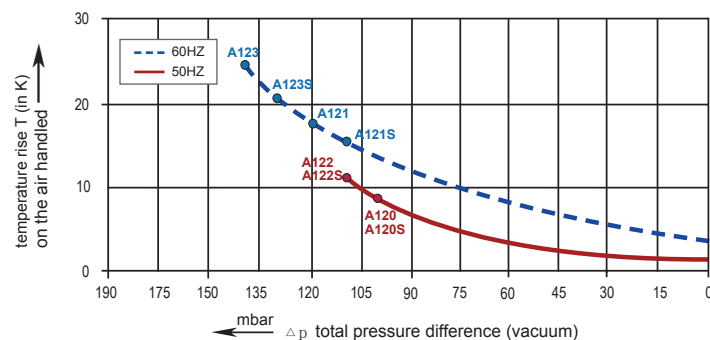
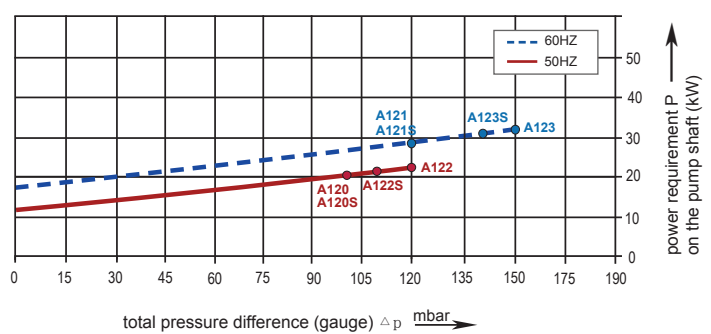
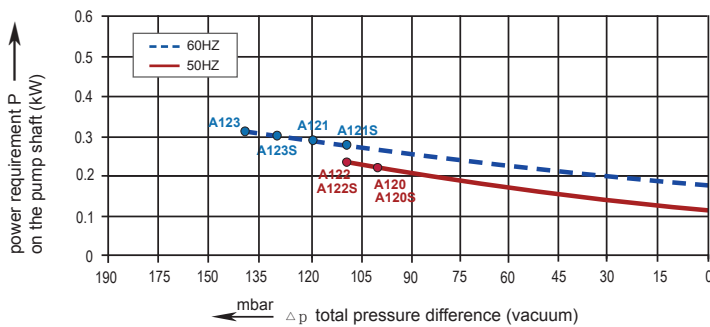
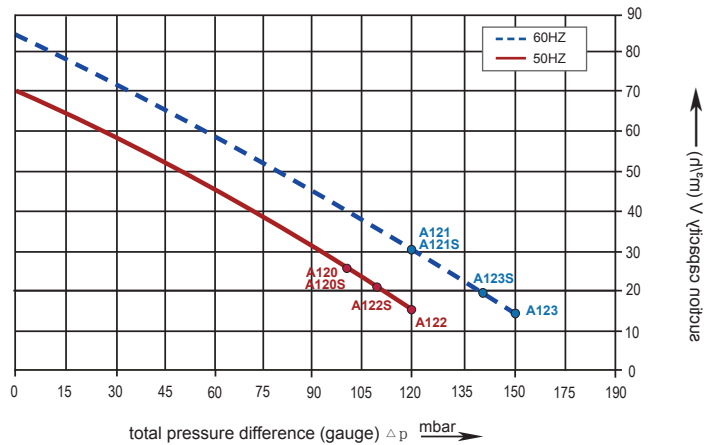
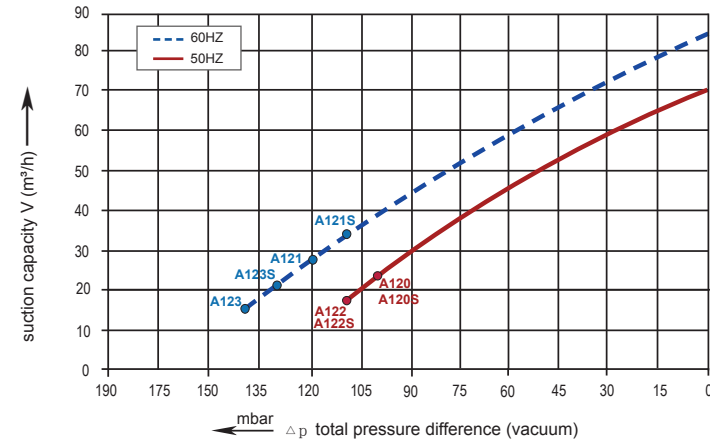


PUMP: ORB 11

Performance Curve for Vacuum

Performance Curve for Compressor



The performance curves are based on air at a temperature of 15 °C and an atmospheric pressure of 1013 mbar with a tolerance of +/- 10 %. The total pressure differences are valid for suction and ambient temperatures up to 25 °C. For other conditions please confer with us.

Each UÜÓ type can be applied both as vacuum pump and compressor in continuous operation over the total stated performance curve range. The motors are available as standard for the input voltage range of 50 and 60 Hz and for protection category IP 55 as well as approbated for UL and CSA.

Selection and ordering data

Type CF6 %%											
Curve No.	Order No.	Fre-quency	Rated power	Input voltage		Input current		Permissible total differential pressure ²⁾		Sound pressure level ³⁾	Weight ca.
		Hz	kW	V		A		Vacuum mbar	Pressure mbar	dB(A)	kg

3~ 50/60 Hz IP55 isulation material class F 1)

A 120	UÜÖÄFFH	50	0.2	200D ... 240D	345Y...415Y	1.75D	1.0Y	-100	100	48	6
A 121	UÜÖÄFFH	60	0.23	220D ... 275D	380Y...480Y	1.75D	1.0Y	-120	120	50	6
A 122	ORB 11-0.25-3	50	0.25	200D ... 240D	345Y...415Y	2.1D	1.2Y	-110	120	48	7
A 123	ORB 11-0.25-3	60	0.28	220D ... 275D	380Y...480Y	2.0D	1.15Y	-140	150	50	7

1~ 50/60 Hz IP55 with attached condenser for continuous operation

A 120S	ORB 11-0.2-1	50	0.2	230		1.5		-100	100	48	7
A 121S	ORB 11-0.2-1	60	0.23	230		1.6		-110	120	50	7
A 122S	ORB 11-0.25-1	50	0.25	230		1.7		-110	110	48	8
A 123S	ORB 11-0.25-1	60	0.28	230		1.9		-130	140	50	8



Other voltage ranges		
UÜÖÄFF □ □		
50Hz	60Hz	↑ ↑
3 ~		
185...225 V D/320...390 V Y	200...240 V D/345...415 V Y	H 1
200...240 V D/345...415 V Y	200...275 V D/380...480 V Y	H 6
345...415 V D	380...480 V D	H 7
500 V D	575VD	C 5
Machines according to the ATEX norm 94/4 EG are available for the whole performance range.		
Following types available: Category 3 G, 3/2 G, 3 D and 3/2 D.		
1 ~		
100 / 200 V	100 / 200 V	V 4
115 / 230 V	115 / 230 V	V 5
230V	230V	A 1

Further voltage range on request; please quote in plain text.

All UÜÖ achieve the standards and norms of the low voltage directive (LVD)2006/95/EC, rotating electrotechnical motor EN 60034-1-2004, electromagnetic compatibility(EMC)EN55014-1/2,EN61000-2/-3/-4/-6.

1) For standard UL for ELECTRIC MOTOR UL 1004-1.

2) Relief-valve are available for limiting differential pressure.

3) Measuring-surface sound-pressure level acc. to DIN EN 21680, measured at a distance of 1 m. The pump is throttled to an average suction pressure, a hose is connected to the discharge side (compressor) / suction side (vacuum pump), but is not fitted with relief valves.

The motors are designed according to the DIN EN 60 034 / DIN IEC 34-1 and temperature class F.

For the three phase machines the tolerances are +/- 10 % for fixed voltage and +/- 5 % for voltage range.

The single phase machines are designed with a +/- 5 % tolerances. If only 90 % of the maxium allowed pressure will be used for the continuousoperating then the allowed voltage range add to +/- 10 %.

For all single and three phase machines which designed according to the UL and CSA norm (UL 1004-1) the maximum allowed voltage tolerances are - 10 % resp. + 6 %.

The frequency tolerance is maximum +/- 2 %.